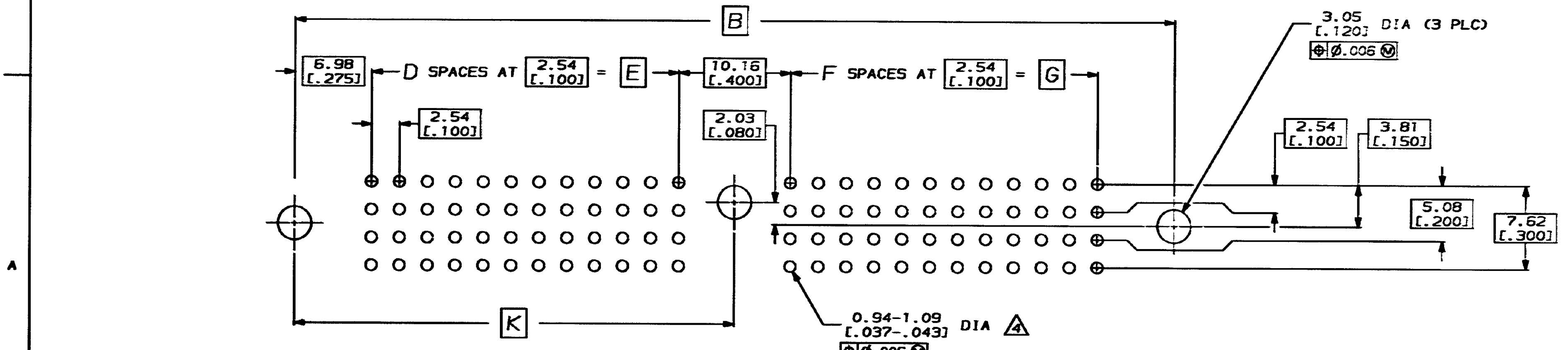
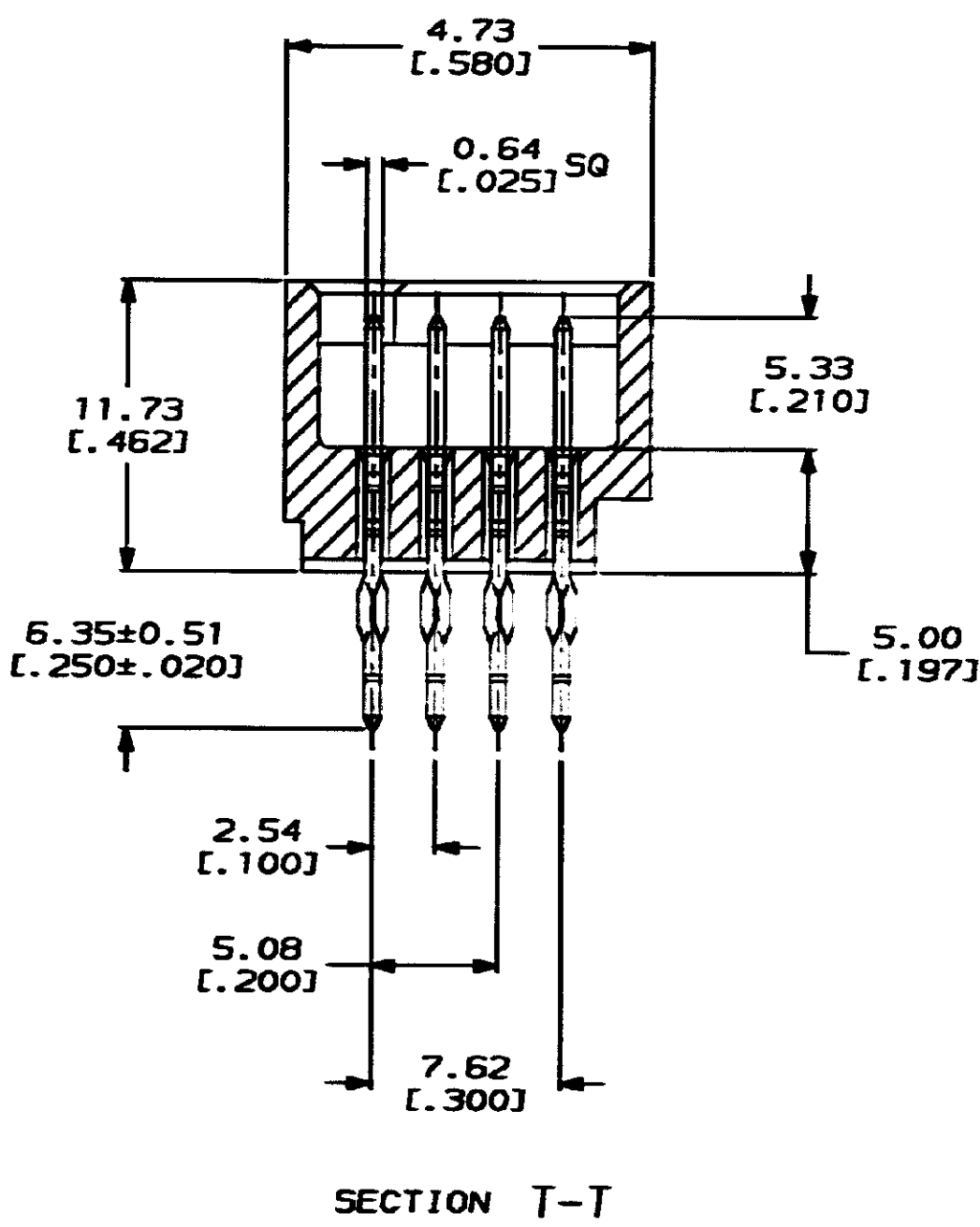
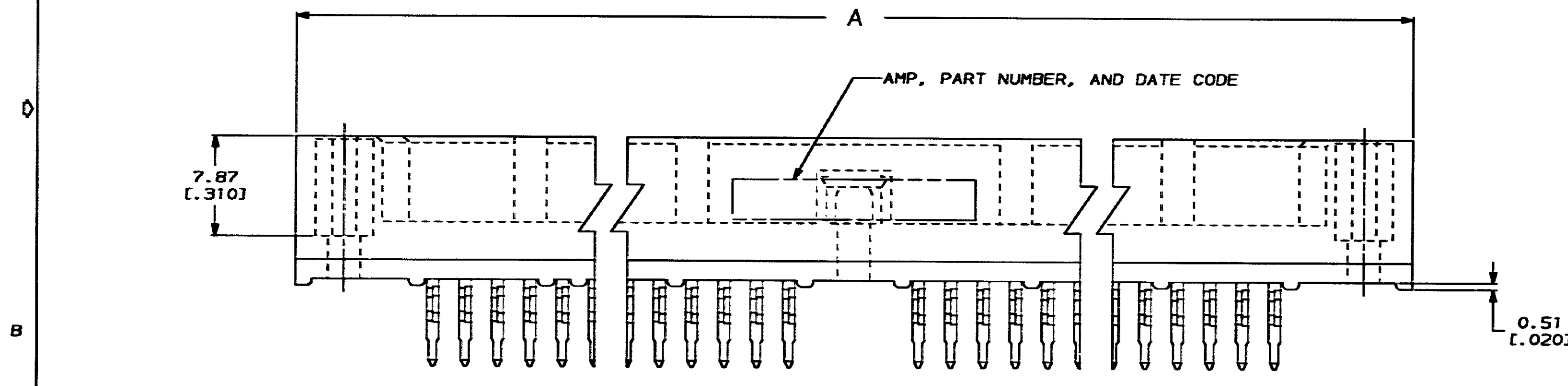
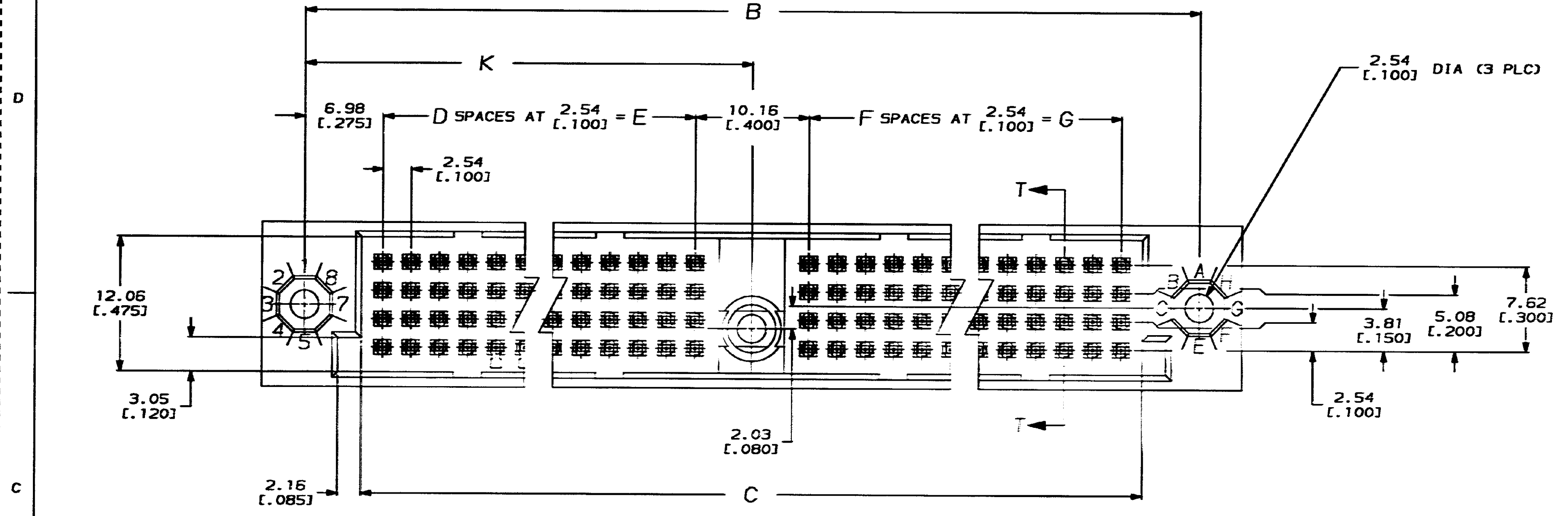


LOC		DIST		REV		REVISIONS		DATE	APPD
AD	25	P	F	ZONE	LTR	DESCRIPTION			
				D		ECN AD4218		04/12/93	RKS
				E		REACTIVATED -3		12/04/91	TH
				F		ECN. 0010-1068-93	TH	11/15/93	GES
				G		ECN. 0010-0841-93	CL	11/15/93	GES
				H		ECN. 0010-1683-93	CL	11/15/93	GES



RECOMMENDED P.C. BOARD LAYOUT



DO NOT SCALE PRINT. UNLESS SPECIFIED. DIMENSIONS IN mm (INCHES)		DR 04/12/93 R.L. SEIFRIED		PART NO	
TOLERANCES ON:		CHK 11/9/93 G.E. SKIPPER		AMP AMP Incorporated Harrisburg, PA 17105-3608	
2 PLC DEC ±	0.13 (0.005)	APPD 11/9/93 G.E. SK:PPER		NAME HDI, 4 ROW, PIN ASSEMBLY, ONE CENTER GUIDE PIN, 6.35 [.250] LONG ACTION PINS, .00076 [.00030] GOLD PLATE	
3 PLC DEC ±	0.13 (0.005)	APPD 11/9/93 G.E. SK:PPER		SIZE D	CASE CODE 00779
ANGLES ±	-	PRODUCT SPEC -		DRAWING NO	533447
FINISH	A	APPLICATION SPEC -		SCALE	4:1
WEIGHT	-			SHEET	1 OF 2

CUSTOMER DRAWING

LOC		DESY		REVISIONS				
AD	25	P	F	ZONE	LTR	DESCRIPTION	DATE	APPD
		H				SEE SHEET 1		

- △ HOUSING MATERIAL: THERMOPLASTIC, COLOR-NATURAL.
- △ CONTACT MATERIAL: PHOSPHOR BRONZE.
- △ CONTACT FINISH: .00127-.00254 [.000050-.000100] NICKEL UNDERPLATE ALL OVER; .00076 [.000030] GOLD PLATE IN CONTACT AREA, TIN-LEAD PLATED POSTS.
- △ ACTION PIN POSTS REQUIRE 2.36 [.093] MIN THICK P.C. BOARD. RECOMMENDED P.C. BOARD HOLES ARE 1.151 [.0453] DIA PLATED THRU WITH 0.025-0.076 [.001-.003] COPPER, WITH 0.0076 [.0003] MIN TIN-LEAD PLATING; FINISHED HOLE AFTER PLATING 0.94-1.09 [.037-.043] DIA; AFTER RELOW 0.91-1.09 [.036-.043].
- 5. DIMENSIONS IN BRACKETS ARE IN INCHES.
- △ PART NUMBER IS OBSOLETE.

										533447-8
156.84 [6.175]	144.78 [5.700]	57	144.78 [5.700]	57	303.53 [11.950]	313.69 [12.350]	321.31 [12.650]	464		533447-7
149.22 [5.875]	137.16 [5.400]	54	137.16 [5.400]	54	288.29 [11.350]	298.45 [11.750]	306.07 [12.050]	440		533447-6
141.60 [5.575]	129.54 [5.100]	51	129.54 [5.100]	51	273.05 [10.750]	283.21 [11.150]	290.83 [11.450]	416		533447-5
										533447-4
126.36 [4.975]	114.30 [4.500]	45	114.30 [4.500]	45	242.57 [9.550]	252.73 [9.950]	260.35 [10.250]	368		533447-3
118.74 [4.675]	106.68 [4.200]	42	106.68 [4.200]	42	227.33 [8.950]	237.49 [9.350]	245.11 [9.650]	344		533447-2
111.12 [4.375]	99.06 [3.900]	39	99.06 [3.900]	39	212.09 [8.350]	222.25 [8.750]	229.87 [9.050]	320		533447-1
K	G	F	E	D	C	B	A	POSN		PART NUMBER

METRIC

DO NOT SCALE PRINT. UNLESS SPECIFIED DIMENSIONS IN mm (INCHES) TOLERANCES ON: 2 PLC DEC ± - 3 PLC DEC ± 0.13 (.005) ANGLES ± - MATERIAL FINISH WEIGHT	DR 04/12/90 R.K. SEIFRIED CHK 11/9/93 G.E. SKIPPER APPD 11/9/93 G.E. SKIPPER APPD 11/9/93 G.E. SKIPPER PRODUCT SPEC APPLICATION SPEC - - -	AMP Incorporated Harrisburg, PA 17105-3508 NAME HDI, 4 ROW, PIN ASSEMBLY, ONE CENTER GUIDE PIN, 6.35 [.250] LONG ACTION PINS, .00076 [.000030] GOLD PLATE SIZE D CAGE CODE 00779 DRAWING NO 533447 SCALE 4:1 SHEET 20F2
--	--	--